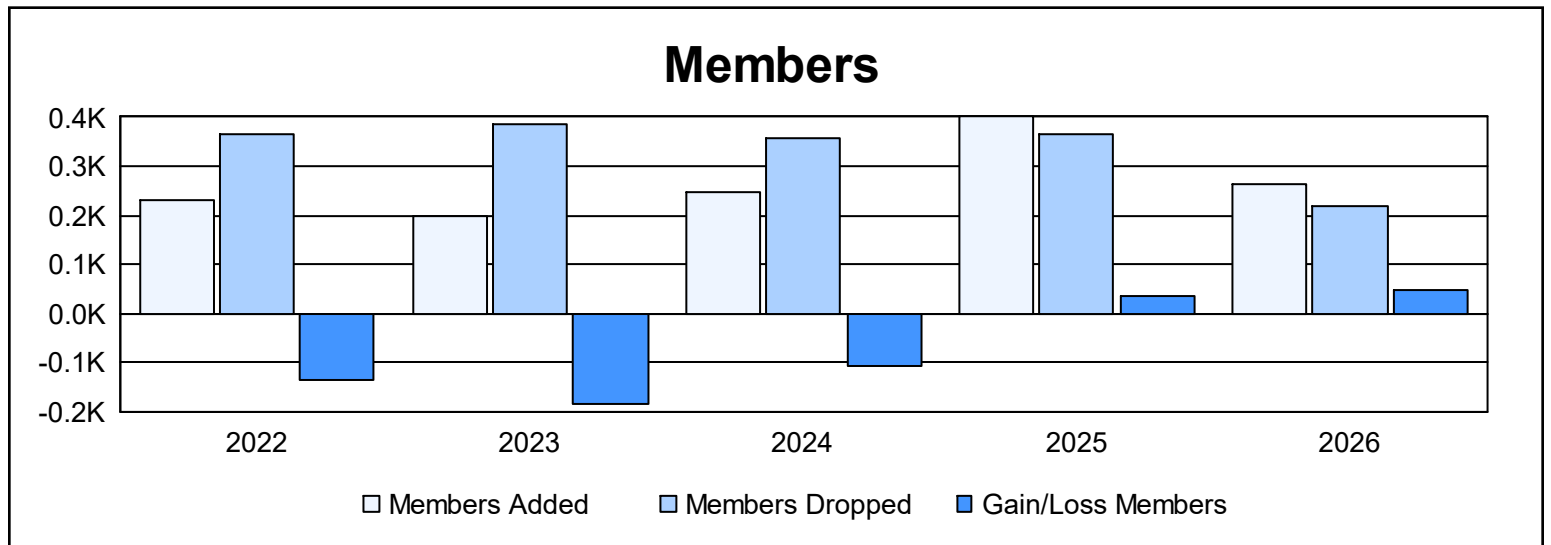
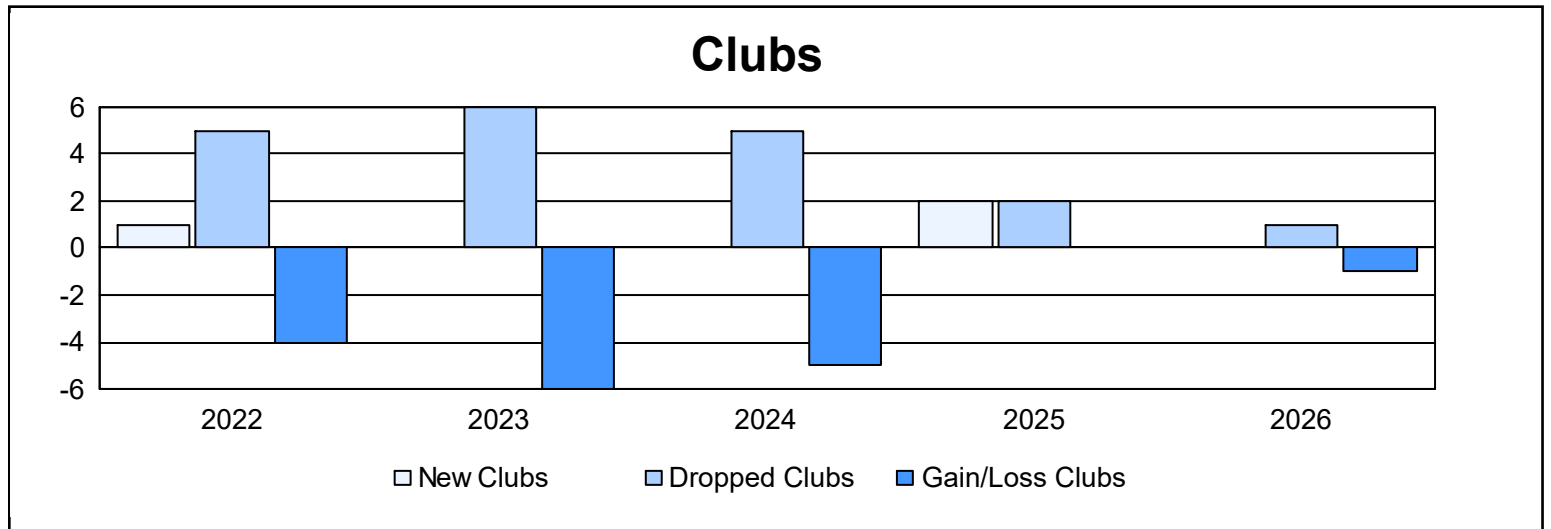
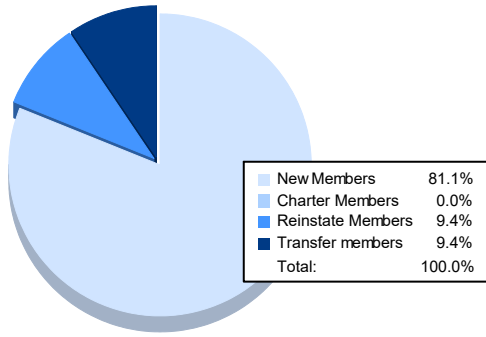


| Year | New Clubs | Dropped Clubs | Gain/ Loss Clubs | New Members | Charter Members | Reinstate Members | Transfer Members | Total Member Added | Total Members Dropped | Gain/ Loss Members |
|----------------|-----------|---------------|------------------|-------------|-----------------|-------------------|------------------|--------------------|-----------------------|--------------------|
| 2021-2022 | 1 | 5 | -4 | 186 | 27 | 10 | 7 | 230 | 365 | -135 |
| 2022-2023 | 0 | 6 | -6 | 179 | 1 | 3 | 17 | 200 | 384 | -184 |
| 2023-2024 | 0 | 5 | -5 | 228 | 1 | 4 | 15 | 248 | 357 | -109 |
| 2024-2025 | 2 | 2 | 0 | 324 | 45 | 16 | 15 | 400 | 366 | 34 |
| 2025-2026 | 0 | 1 | -1 | 215 | 0 | 25 | 25 | 265 | 218 | 47 |
| Average | 1 | 4 | -3 | 226 | 15 | 12 | 16 | 269 | 338 | -69 |



Membership Composition March 2026 Cumulative



Gender Composition March 2026 Cumulative

